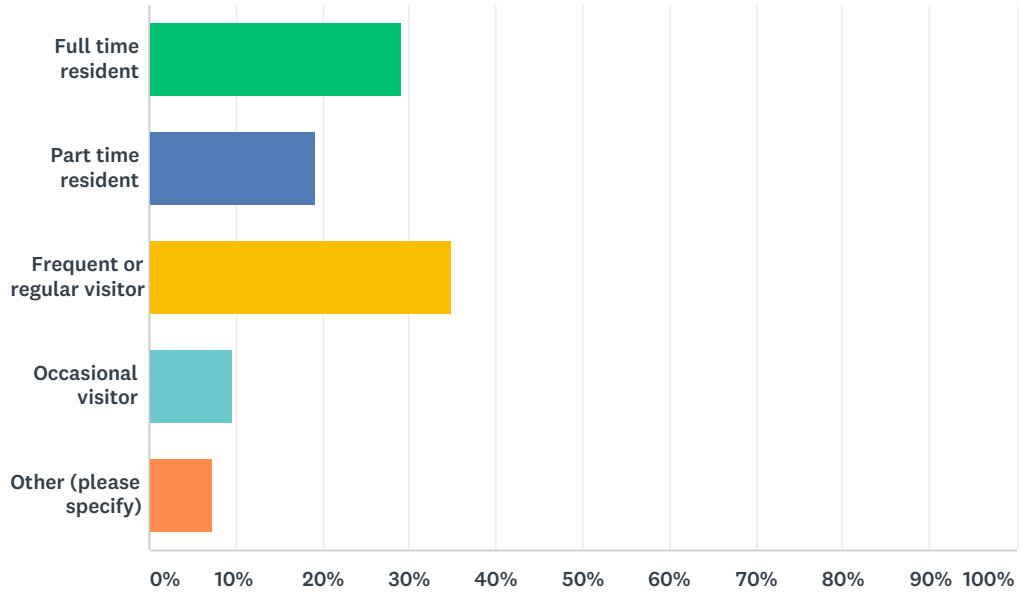


Q1 Please select your relationship with Squaw Valley

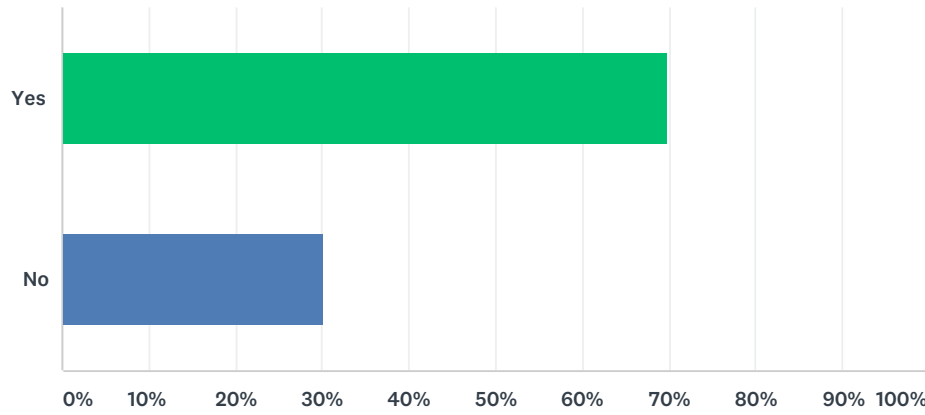
Answered: 798 Skipped: 4



ANSWER CHOICES	RESPONSES	
Full time resident	29.07%	232
Part time resident	19.17%	153
Frequent or regular visitor	34.84%	278
Occasional visitor	9.65%	77
Other (please specify)	7.27%	58
TOTAL		798

Q2 Are you a Season Passholder?

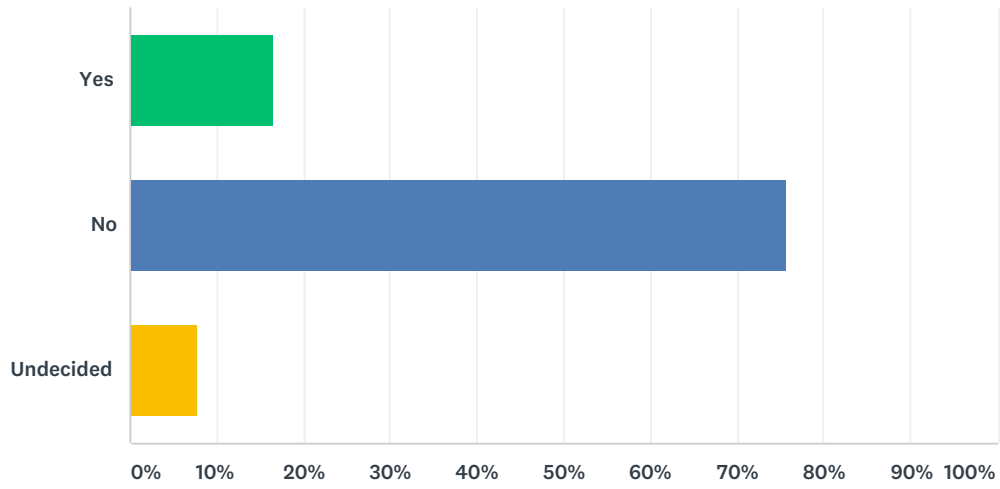
Answered: 798 Skipped: 4



ANSWER CHOICES	RESPONSES	
Yes	69.80%	557
No	30.20%	241
TOTAL		798

Q3 Do you support the Timberline Twister proposal?

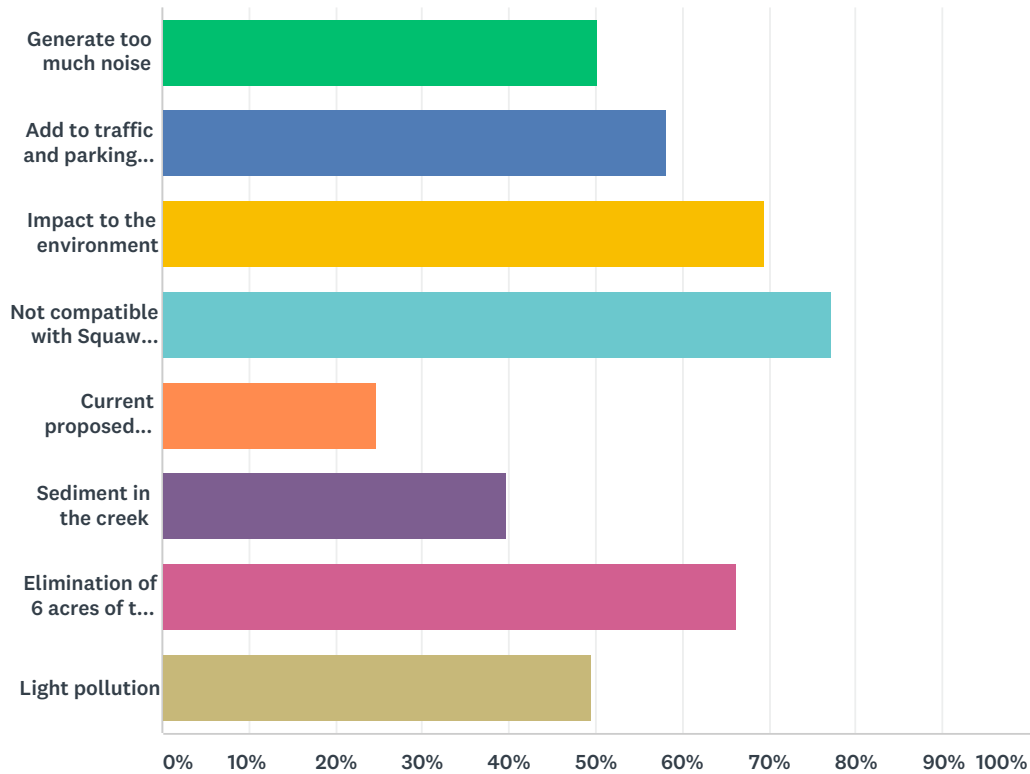
Answered: 801 Skipped: 1



ANSWER CHOICES	RESPONSES	
Yes	16.48%	132
No	75.78%	607
Undecided	7.74%	62
TOTAL		801

Q4 What are your concerns about the proposed Timberline Twister?

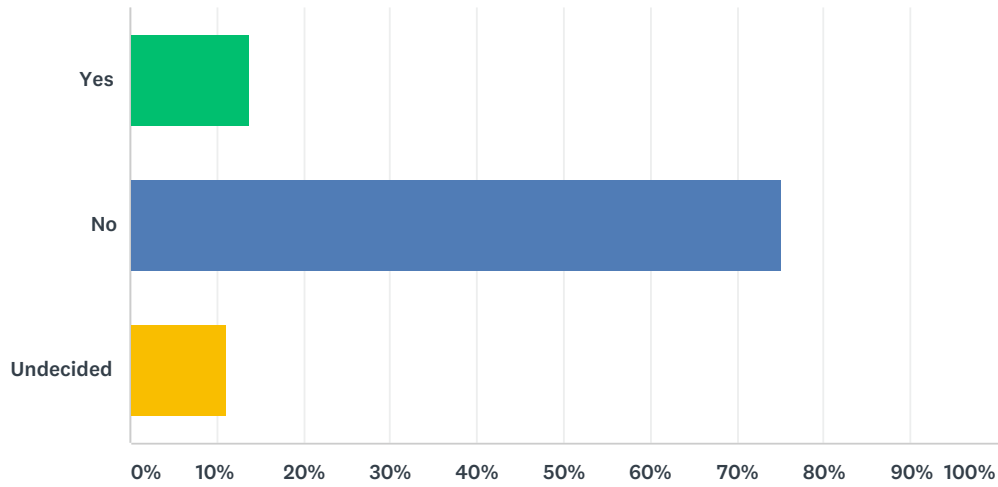
Answered: 716 Skipped: 86



ANSWER CHOICES	RESPONSES
Generate too much noise	50.14% 359
Add to traffic and parking problems	58.24% 417
Impact to the environment	69.55% 498
Not compatible with Squaw Valley's character	77.23% 553
Current proposed location	24.72% 177
Sediment in the creek	39.66% 284
Elimination of 6 acres of tree skiing	66.34% 475
Light pollution	49.58% 355
Total Respondents: 716	

Q5 Should the Timberline Twister be allowed to operate at night?

Answered: 796 Skipped: 6



ANSWER CHOICES	RESPONSES	
Yes	13.82%	110
No	75.13%	598
Undecided	11.06%	88
TOTAL		796